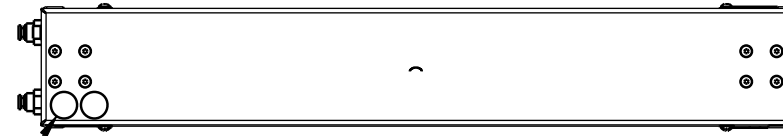
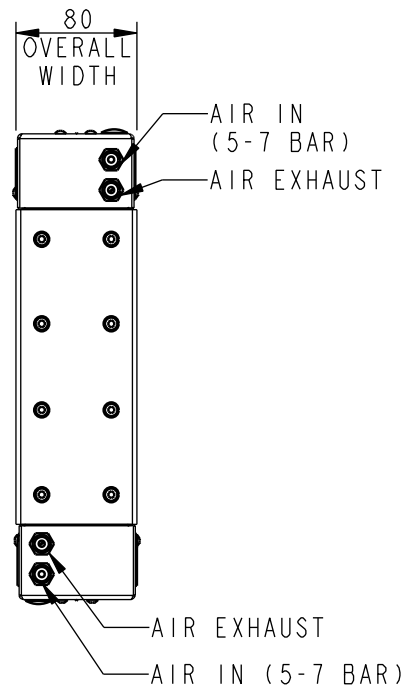


DESCRIPTION OF CHANGE	REV
660 MAX SIZE	02

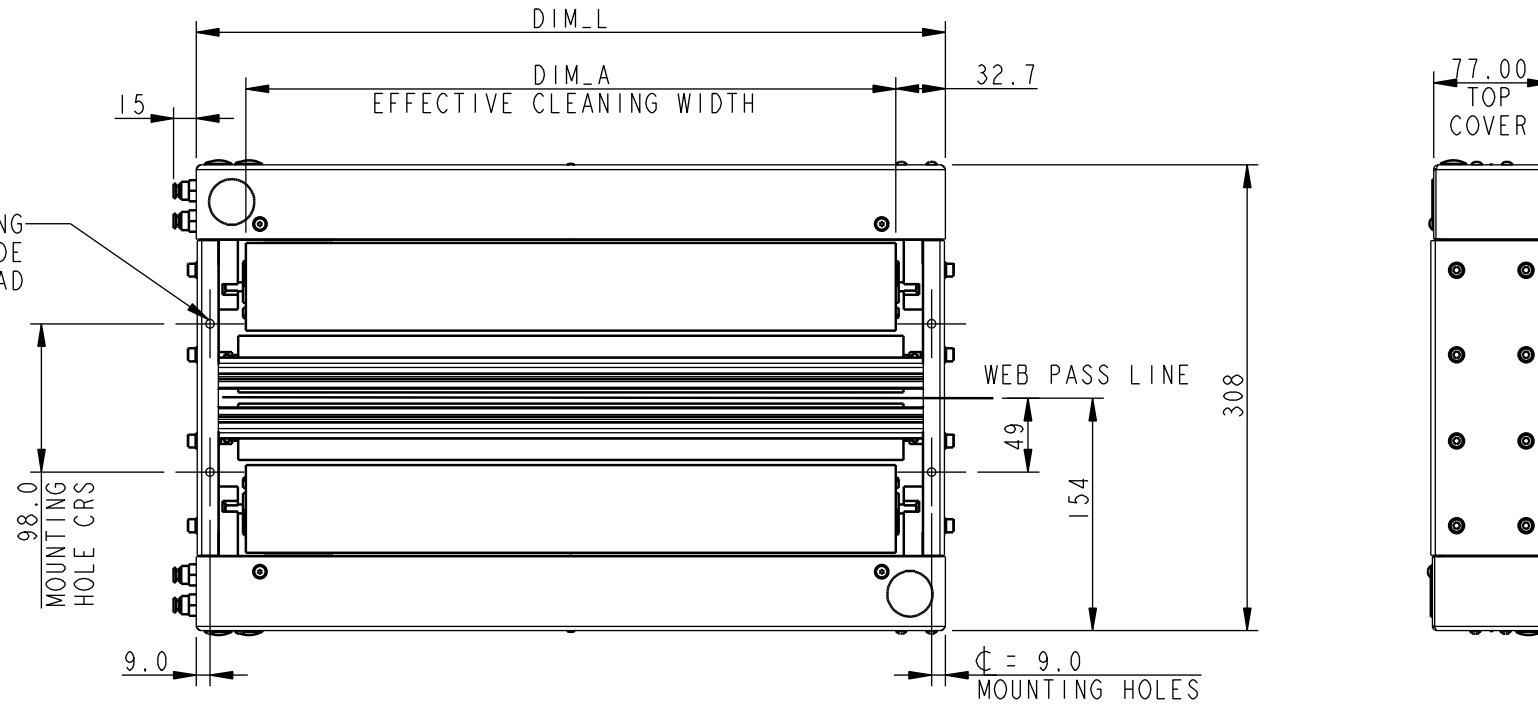
PART No. Pi67061 Rev. 02



OPTIONAL BULKHEAD MOUNTING POSITION (TOP OR BOTTOM)



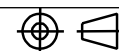
4-OFF M5 MOUNTING HOLES EACH SIDE OF HEAD



PART No	DESCRIPTION	DIM "A"	DIM "L"	DS, STATIC OPTION
PL44052	SLn DOUBLE SIDED 150	150	215.4	PL44206
PL44053	SLn DOUBLE SIDED 200	200	266.4	PL44207
PL44054	SLn DOUBLE SIDED 254	254	319.4	PL44208
PL44055	SLn DOUBLE SIDED 300	300	365.4	PL44209
PL44056	SLn DOUBLE SIDED 345	345	411.4	PL44210
PL44057	SLn DOUBLE SIDED 430	430	495.4	PL44211
PL44058	SLn DOUBLE SIDED 500	520	586.4	PL44212
PL44059	SLn DOUBLE SIDED 600	622	689.4	PL44213
PL44060	SLn DOUBLE SIDED 660	660	727.4	PL44214

NOTES:

STD DESIGN SPEC. PI5487



DIMENSIONAL TOLERANCES UNLESS OTHERWISE STATED:

DIMENSION X. \pm .50mm ANGLES X. \pm 2.0°
 X.X \pm .25mm X.X \pm 1.0°
 X.XX \pm .10mm X.XX \pm 0.5°

© 2008 TEKNEK

ALL PRODUCTS DESIGNED, DEVELOPED AND MANUFACTURED BY TEKNEK LIMITED ARE PROTECTED BY COPYRIGHT, UNREGISTERED DESIGN RIGHT AND, WHERE APPROPRIATE, PATENT OR REGISTERED DESIGN. NO ELEMENT OF ANY PRODUCT SHOULD BE COPIED WITHOUT THE PRIOR WRITTEN PERMISSION OF TEKNEK LIMITED.

TEKNEK LIMITED
 River Drive, Inchinnan
 PA4 9RT, Scotland, United Kingdom
 Telephone: +44 (0) 141 568 8100
 E-mail: teknek@teknek.com
 Web: - http://www.teknek.com



02	15.04.14	4379r01	BT
01	10/03/14	4247r01	GT
REV	DATE	ECN No.	ENG.

ENGR: G. THOMPSON

DATE: 18/5/10

MATERIAL:

PROJECT: SLn

FINISH:

TITLE: DOUBLE SIDED TABULATED INFO

SCALE: 1:2

SHEET 1 OF 1

DRG SIZE: A3

PART No. Pi67061

Rev. 02